

# Built-in AEC Assistance



## Canon's Commitment to Further Dose Reduction.


The CXDI-Elite Series allows for automatically terminated exposures without the use of an additional receptor.

---

### For the Ideal AEC Radiography

---

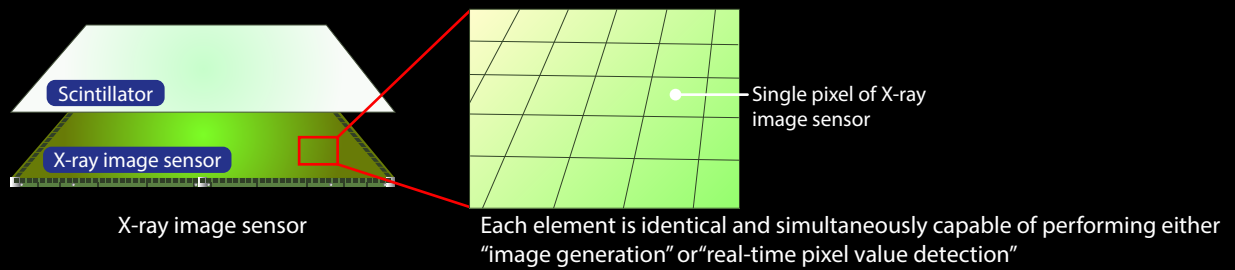
- No need for traditional AEC receptor
- No cables required to the FPD
- FPD reports reaching the pre-set exposure to the generator



DIGITAL RADIOGRAPHY  
**CXDI-Elite**

**Canon**

CANON MEDICAL COMPONENTS EUROPE B.V.



The device's X-ray image sensor uses identical elements that are simultaneously capable of performing either image generation or real-time detection of the pixel value corresponding to emitted X-rays, notifying the X-ray generator when pixel value reaches a pre-set value.

## Key Features



### Real Time

Reports accumulated pixel value to received radiation.



### Flexibility

Wired and wireless communication. Free-position imaging.



### Built in functionality

5 or 9 AEC regions of interest.



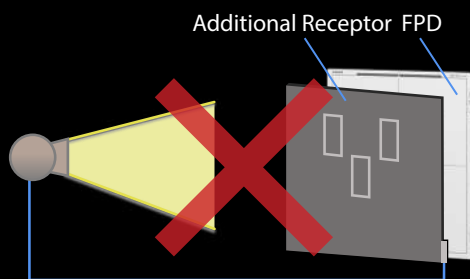
### Compatible detectors:

CXDI-720C Wireless, CXDI-820C Wireless, CXDI-420C Wireless, CXDI-420C Fixed.




### Optimized radiation dose

## Conventional AEC



## Built-in AEC Assistance



\*Optional software sold separately.

Multibox (MB-02) required

Exposure termination is controlled by the x-ray generator and this feature requires connection to that system to be implemented by the manufacturer.

In an environment with exceptionally strong radio interference, it may be recommended to use a wired rather than wireless connection. As with any AEC operation, appropriate exposure factors with reasonable backup time should be set.

**Canon**

CANON MEDICAL COMPONENTS EUROPE B.V.

Bovenkerkerweg 59, 1185 XB, Amstelveen, Netherlands

© 2023 CANON MEDICAL COMPONENTS EUROPE B.V.

All rights reserved. All products and names mentioned are the property of their respective owners. While Canon has made every effort at the time of publication to ensure the accuracy of the information provided herein, product specifications, configurations, prices, system/component/options availability are all subject to change without notice. When used for medical imaging applications, the customer assumes full responsibility and liability to determine suitability for use as well as responsibility for documentation and testing to comply with relevant medical device standards. Canon assumes no liability for such applications.

BiAA 052023 V1